



1,250 - 20,400 SF | 1075 Portion Rd | Tiffany Plaza Shopping Center Retail Spaces for Lease

1075 Portion Rd, Farmingville, NY 11738

Executive Summary



OFFERING SUMMARY

Lease Rate: Call: 718-437-6100

Available SF: 1,250 - 20,400 SF

Building Size: 60,000 SF

PROPERTY OVERVIEW

- Space A: 1,250 SF
- Space B: 2,250 SF
- Space C: 2,500 SF (Divisible)
- Space D: 1,250 SF
- Space E: 1,250 SF
- Space F: 1,250 SF
- Space G: 20,400 SF

Former fitness space available
Seconds from Nicolls Road
1.5 miles from Suffolk Community College

LOCATION OVERVIEW


Located in the city of Farmingville between S Howell Ave & N Morris Ave.

Co- Tenants include, Dunkin’ Donuts, Prompt Care MD Urgent Care & Physical Therapy, Kidtastic Preschool and Daycare, Esther’s Beauty Salon, Luxurious Lash, Complete Travel, Retro Source, Los Amigos Restaurant, Kabayan Grill, Pet Supplies, Healthy Foot Spa, and more!

1,250 - 20,400 SF | 1075 Portion Rd | Tiffany Plaza Shopping Center Retail Spaces for Lease

1075 Portion Rd, Farmingville, NY 11738

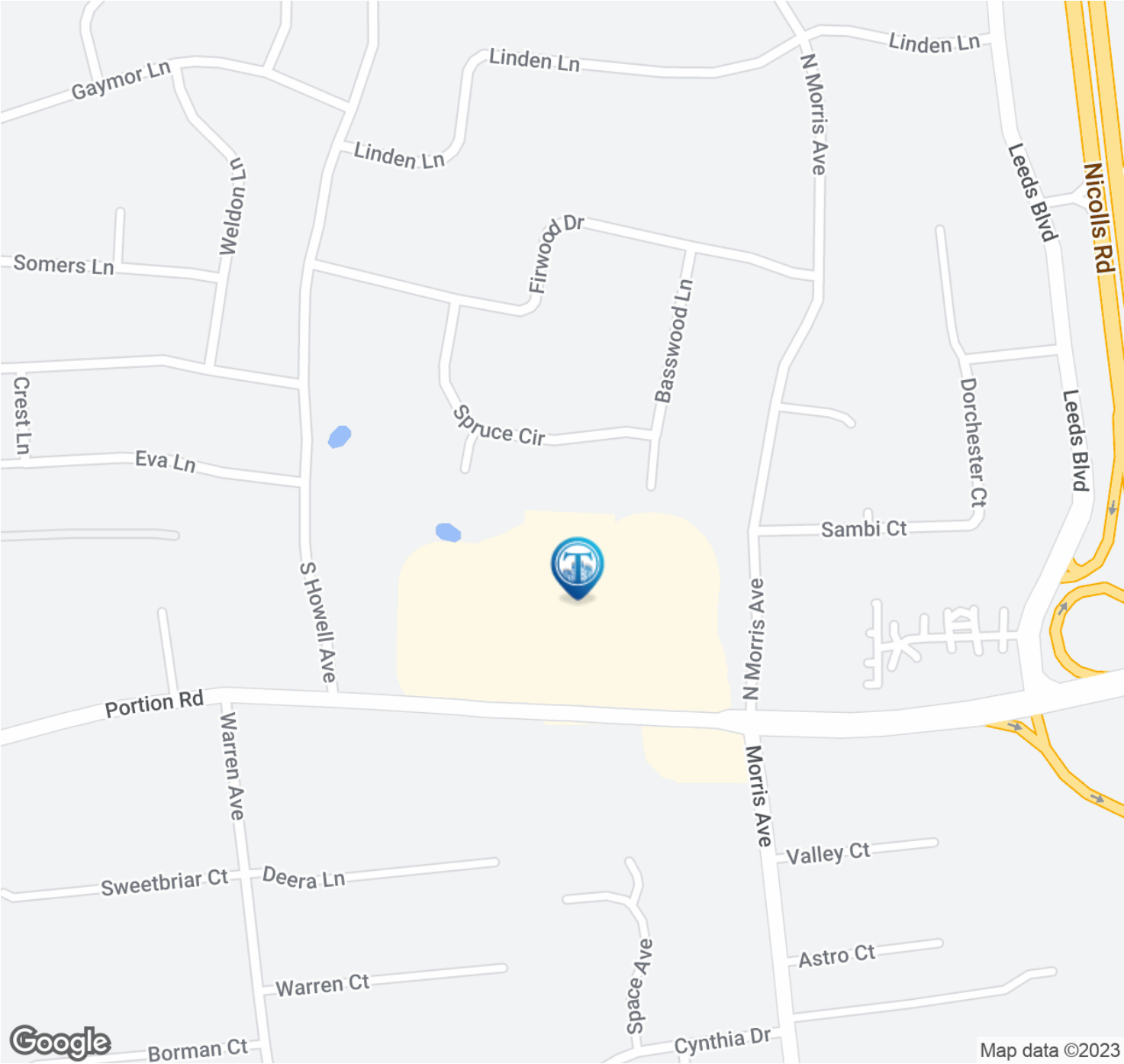
Additional Photos



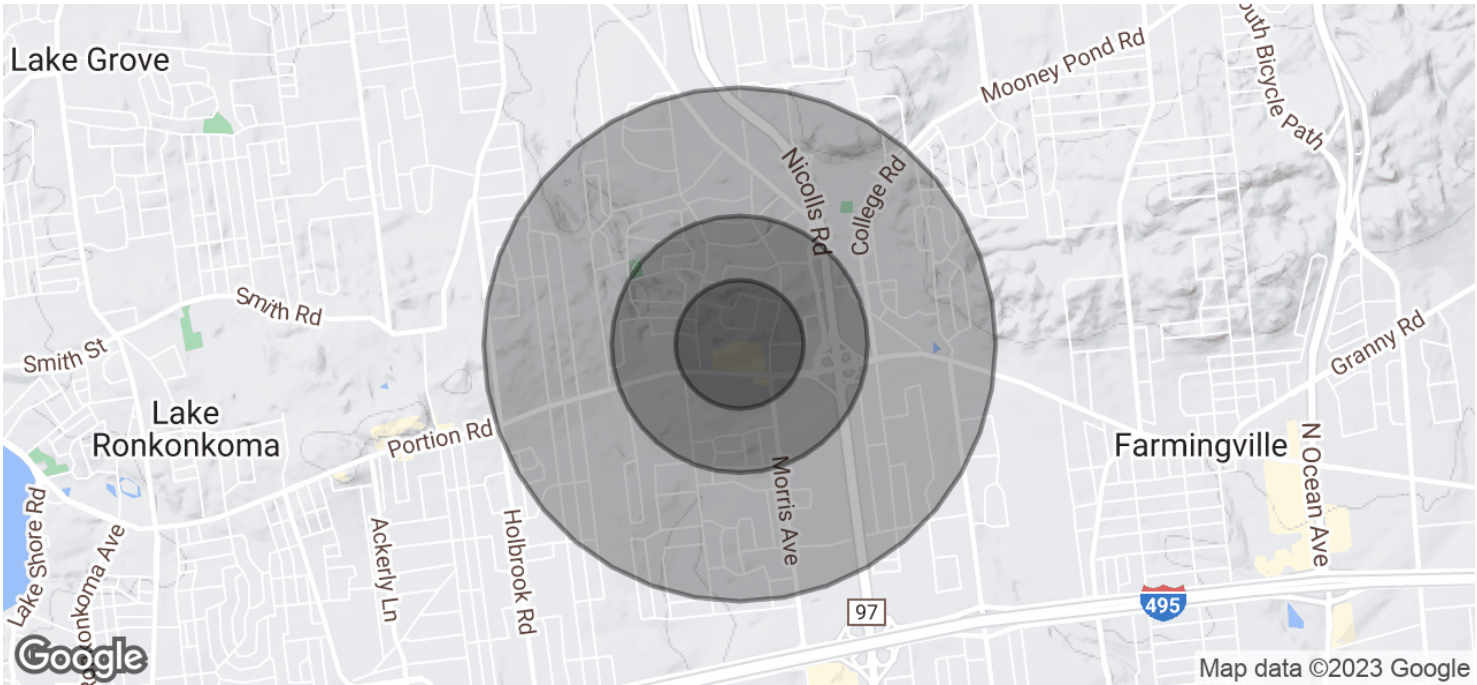
1,250 - 20,400 SF | 1075 Portion Rd | Tiffany Plaza Shopping Center Retail Spaces for Lease

1075 Portion Rd, Farmingville, NY 11738

Location Map



Demographics Map & Report



POPULATION	0.25 MILES	0.5 MILES	1 MILE
Total Population	708	2,930	10,837
Average Age	45.1	43.5	39.7
Average Age (Male)	37.6	37.3	37.2
Average Age (Female)	46.5	44.6	39.9
HOUSEHOLDS & INCOME	0.25 MILES	0.5 MILES	1 MILE
Total Households	210	895	3,373
# of Persons per HH	3.4	3.3	3.2
Average HH Income	\$139,460	\$141,886	\$130,320
Average House Value	\$384,388	\$373,182	\$375,134

* Demographic data derived from 2020 ACS - US Census

1,250 - 20,400 SF | 1075 Portion Rd | Tiffany Plaza Shopping Center Retail Spaces for Lease

1075 Portion Rd, Farmingville, NY 11738

Retailer Map

