
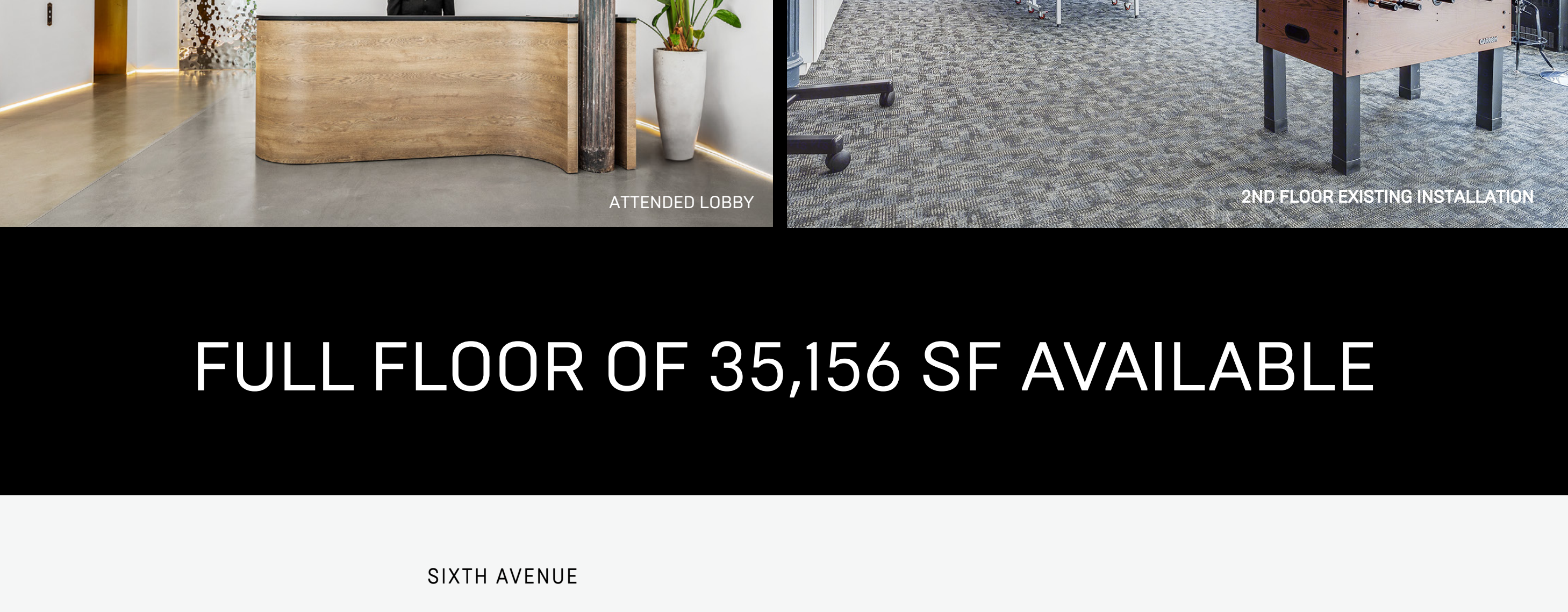


BLOCK OF 70,000 SF AVAILABLE FLOORS 2 & 3 - 35,156 RSF EACH

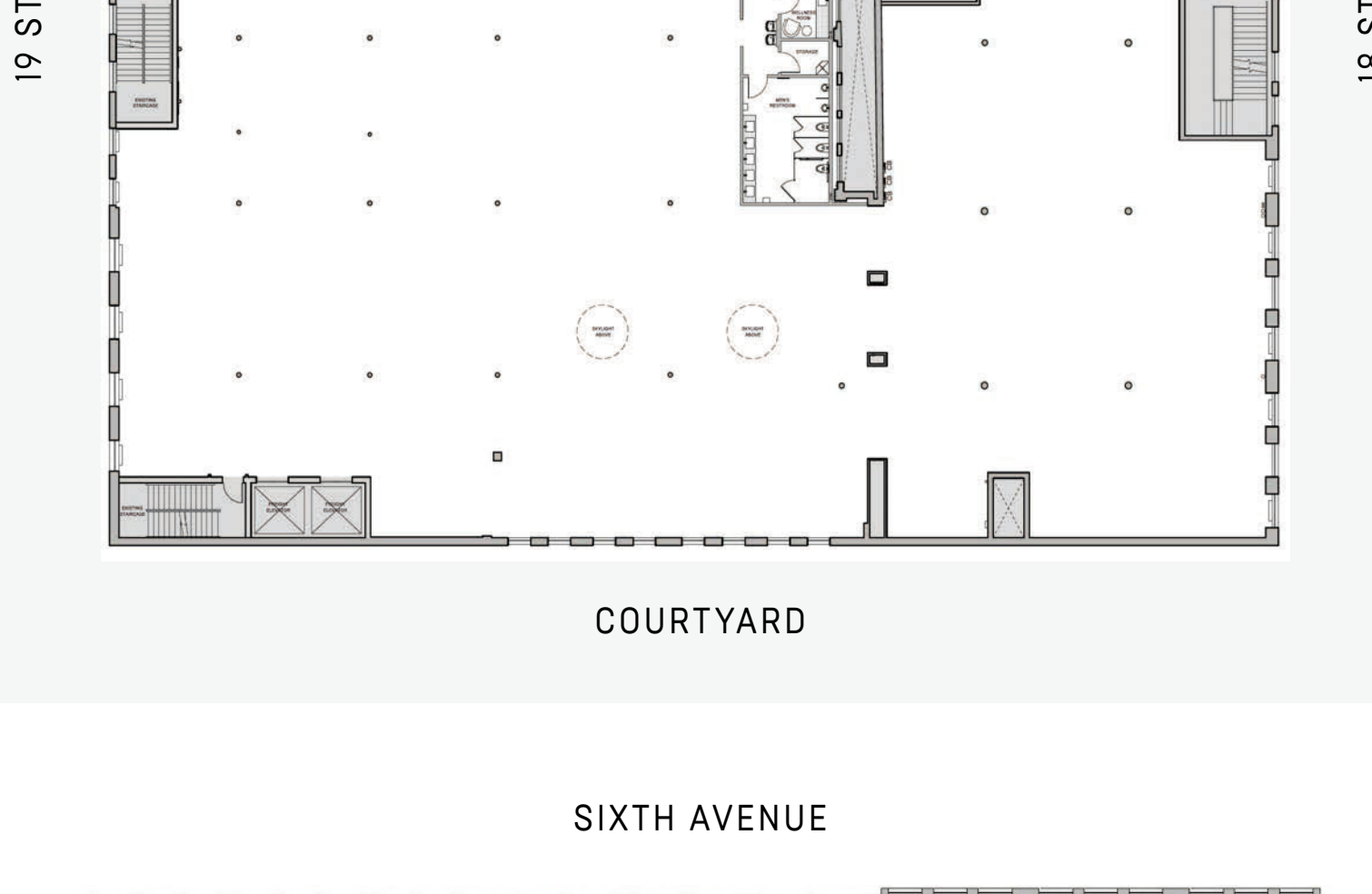


FEATURES

- BRAND NEW LOBBY
- BUILDING SIGNAGE
- 4 SIDES OF LIGHT
- 15' CEILINGS + OVERSIZED WINDOWS
- NEW ROOF DECK (WITH ELEVATOR ACCESS)
- TENANT-CONTROLLED HVAC
- NARROW COLUMNS
- LARGE FLOOR PLATES



FULL FLOOR OF 35,156 SF AVAILABLE

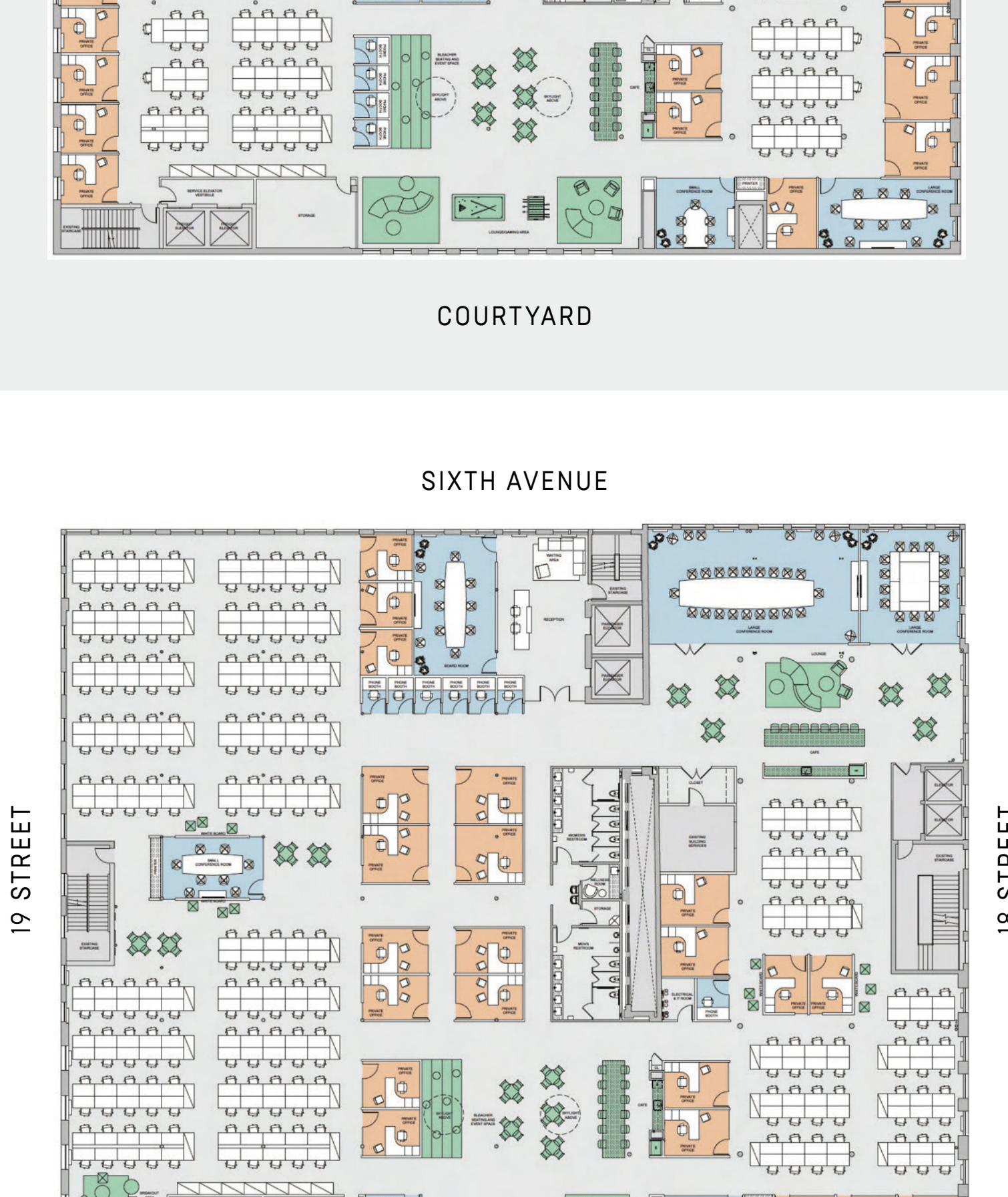


CORE & SHELL



OPEN CREATIVE

TOTAL RENTABLE AREA: 35,156 RSF	
DESKING	
WORKSTATIONS	262
PRIVATE OFFICES	4
ENCLOSED MEETING SPACES	
SMALL CONF. ROOMS	10
LARGE CONF. ROOMS	2
BOARD ROOMS	1
PHONE BOOTHS	8
OPEN COLLABORATION AREAS	
LOUNGE/GAMING	2
BLEACHER & EVENT SPACE	1
CAFE	2
BREAKOUT AREAS	5
WELLNESS ROOM	1



PERIMETER OFFICES

TOTAL RENTABLE AREA: 35,156 RSF	
DESKING	
WORKSTATIONS	171
PRIVATE OFFICES	25
EXECUTIVE DESKS	4
ENCLOSED MEETING SPACES	
SMALL CONF. ROOMS	9
LARGE CONF. ROOMS	3
BOARD ROOMS	1
PHONE BOOTHS	10
OPEN COLLABORATION AREAS	
LOUNGE/GAMING	2
BLEACHER & EVENT SPACE	1
CAFE	2
BREAKOUT AREAS	2
WELLNESS ROOM	1



2ND FLOOR EXISTING INSTALLATION

TOTAL RENTABLE AREA: 35,156 RSF	
WORKSTATIONS	194
CONFERENCE ROOMS	12
MEETING ROOMS	8
PRIVATE OFFICE	1
KITCHENS	3
UTILITY AREAS	14
PHONE BOOTHS	8
RESTROOMS	4
OPEN COLLABORATION AREAS	5

NEIGHBORHOOD MAP

