



# 425 Madison Avenue

Located on Southeast Corner of East 49th Street

Grand Central—  
Plaza District Gem

**Favorable Pricing**



Building Lobby

Centrally Located Between Transportation Hubs at

Midtown's Bryant Park,  
Grand Central Terminal  
and Rockefeller Center





7th Floor - 1,700 RSF Division



Entire 6th Floor Conference Room

### Available Space

Entire 7th Floor:

5,500 rsf

### Occupancy

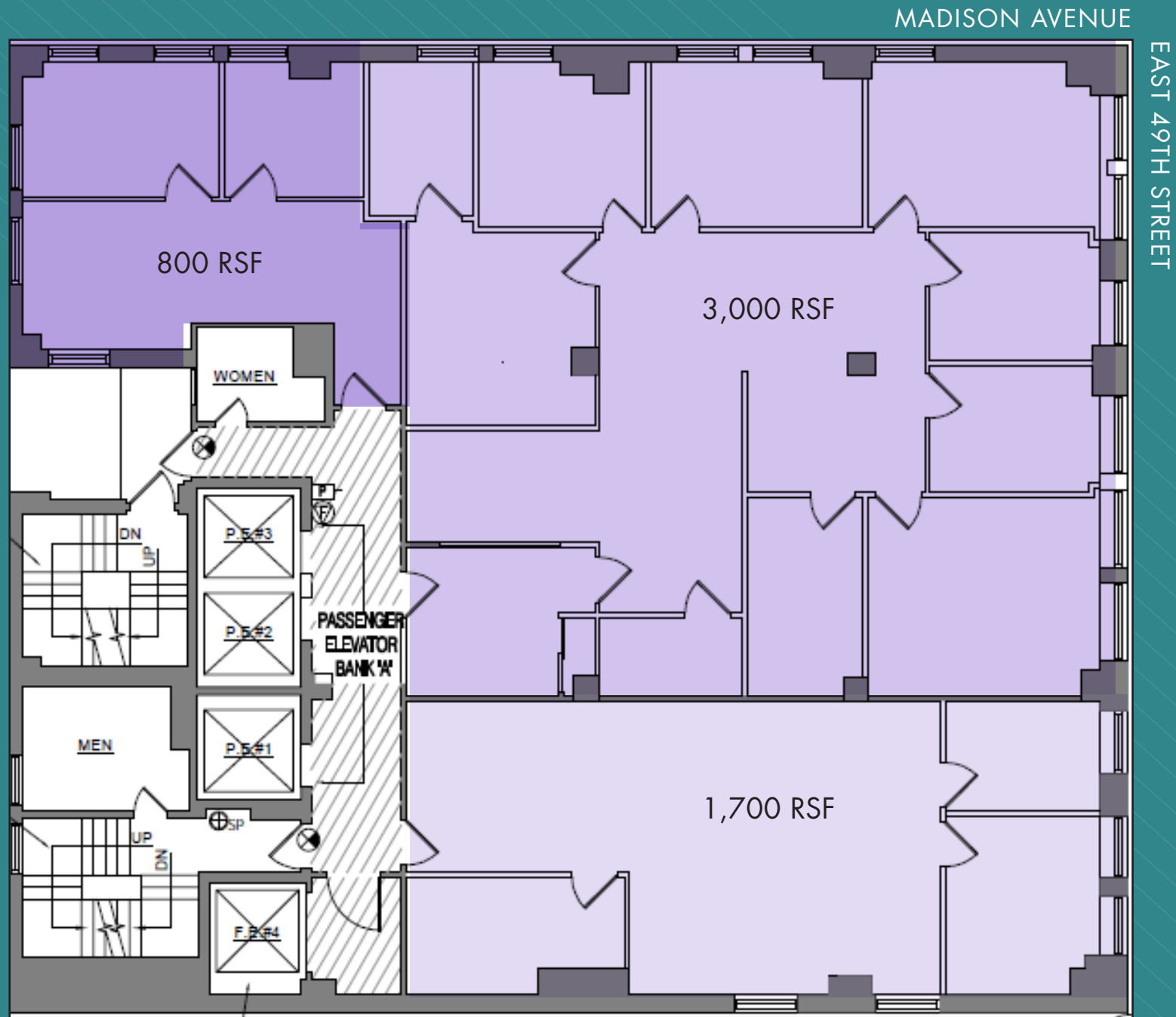
Immediate

- Can divide into units of 3,000 rsf / 1,700 rsf / 800 rsf
- 1-3 Year term

### Highlights

- Boutique office building in central Midtown East location; 24/7 beautifully appointed and attended lobby
- Close proximity to Grand Central Terminal, the recently opened Grand Central Madison LIRR Concourse, Rockefeller Center, and Bryant Park transportation hubs

ENTIRE 7TH FLOOR - 5,500 RSF  
(AS-BUILT)



(Floor plan for descriptive purposes only; not to scale.)



7TH FLOOR - 3,000 RSF DIVISION  
(EXISTING CONDITIONS)





7TH FLOOR - 3,000 RSF DIVISION  
(EXISTING CONDITIONS)





7TH FLOOR - 1,700 RSF DIVISION  
(EXISTING CONDITIONS)


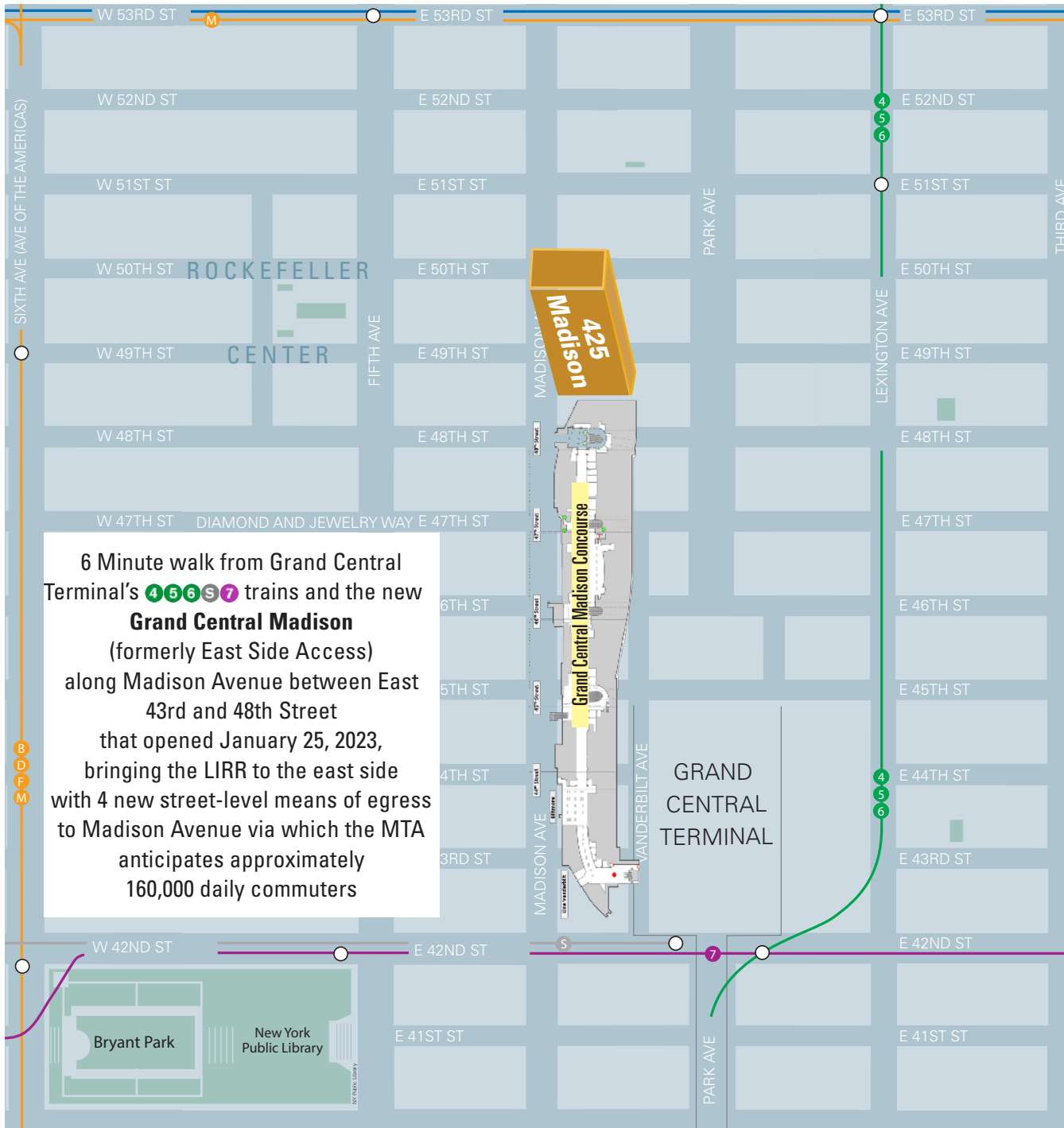





7TH FLOOR - 1,700 RSF DIVISION  
(EXISTING CONDITIONS)







Rockefeller Center



Grand Central Terminal