

RISE ABOVE  
THE ORDINARY



919<sup>th</sup> third  
ave





EXTERIOR LOBBY ENTRANCE, 55TH STREET  
ARTIST RENDERING

## ELEVATED ENTRANCE EXPERIENCE

The lobby at 919 Third Avenue has been reimagined to elevate the employee and guest experience with hospitality upgrades and a new 19,000 SF open-air plaza. New amenities include a coffee bar, bike room and access from either 55th or 56th Street.





**LOBBY EXTERIOR  
CAFE & BIKE ROOM**  
ARTIST RENDERING





**LOBBY INTERIOR**  
ARTIST RENDERING



**LOBBY INTERIOR**  
ARTIST RENDERING

## SENSE OF ARRIVAL

Employees and guests are welcomed by warm lighting, earth tones and soft furnishings—evoking an understated, luxurious entry experience.







**NEW ELEVATOR LOBBY & CABS**  
ARTIST RENDERING

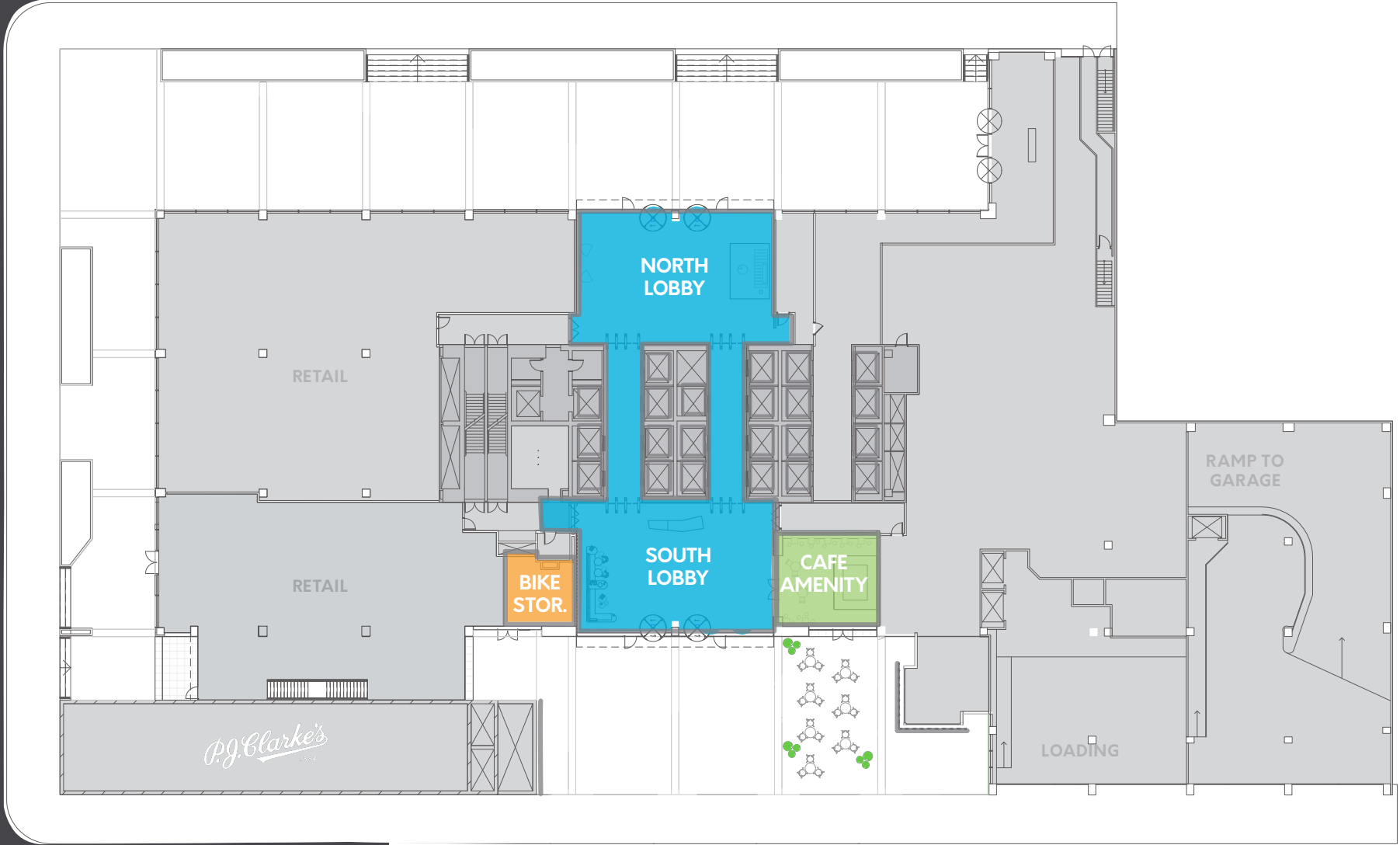




**NEW BATHROOM**  
ARTIST RENDERING



REIMAGINED LOBBY  
AND PLAZA  
RENOVATION





TOWER FLOOR RECEPTION AND VIEWS  
ARTIST RENDERING





**PRE-BUILT OFFICE**  
ARTIST RENDERING



**OPEN WORKSTATIONS**  
ARTIST RENDERING





**NEW PANTRY**  
ARTIST RENDERING



# BREATHTAKING 360-DEGREE VIEWS

The 230,000 SF block, situated at the top of the tower, enjoys panoramic views over Central Park, the East River and beyond.





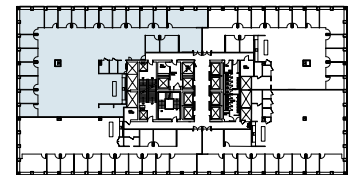
# PREBUILT

SUITE 4000 - 11,104 RSF



## Floor Key

Offices	16
Workstations	38
Conference Rooms	3
Reception	1
Pantry	1
Phone Rooms	2
TOTAL PERSONNEL	55



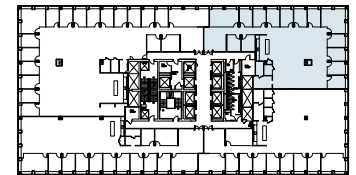
# PREBUILT

SUITE 4010 - 7,019 RSF



## Floor Key

Offices	11
Workstations	19
Conference Rooms	3
Reception	1
Pantry	1
Phone Rooms	1
TOTAL PERSONNEL	31





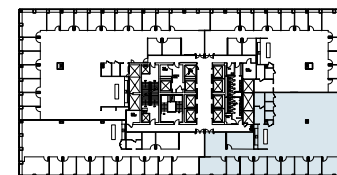
# PREBUILT

SUITE 4020 - 7,393 RSF



## Floor Key

Offices	8
Workstations	29
Conference Rooms	2
Reception	1
Pantry	1
Phone Rooms	3
TOTAL PERSONNEL	38



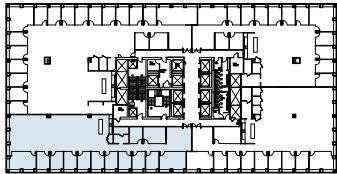
# PREBUILT

SUITE 4030 - 6,801 RSF



**Floor Key**

Offices	10
Workstations	17
Conference Rooms	3
Reception	1
Pantry	1
TOTAL PERSONNEL	28





# REDISCOVER THE GEMS MIDTOWN HAS TO OFFER

919 Third Avenue is a vibrant workplace destination, situated in a neighborhood with ample dining, shopping and wellness options. Get to Grand Central in 10 minutes via the 6 train or take the E or M to Penn Station or Port Authority in under 15 minutes.

